

8. Les grands couturiers français

Languages Online: French, Section 31

► Instructions

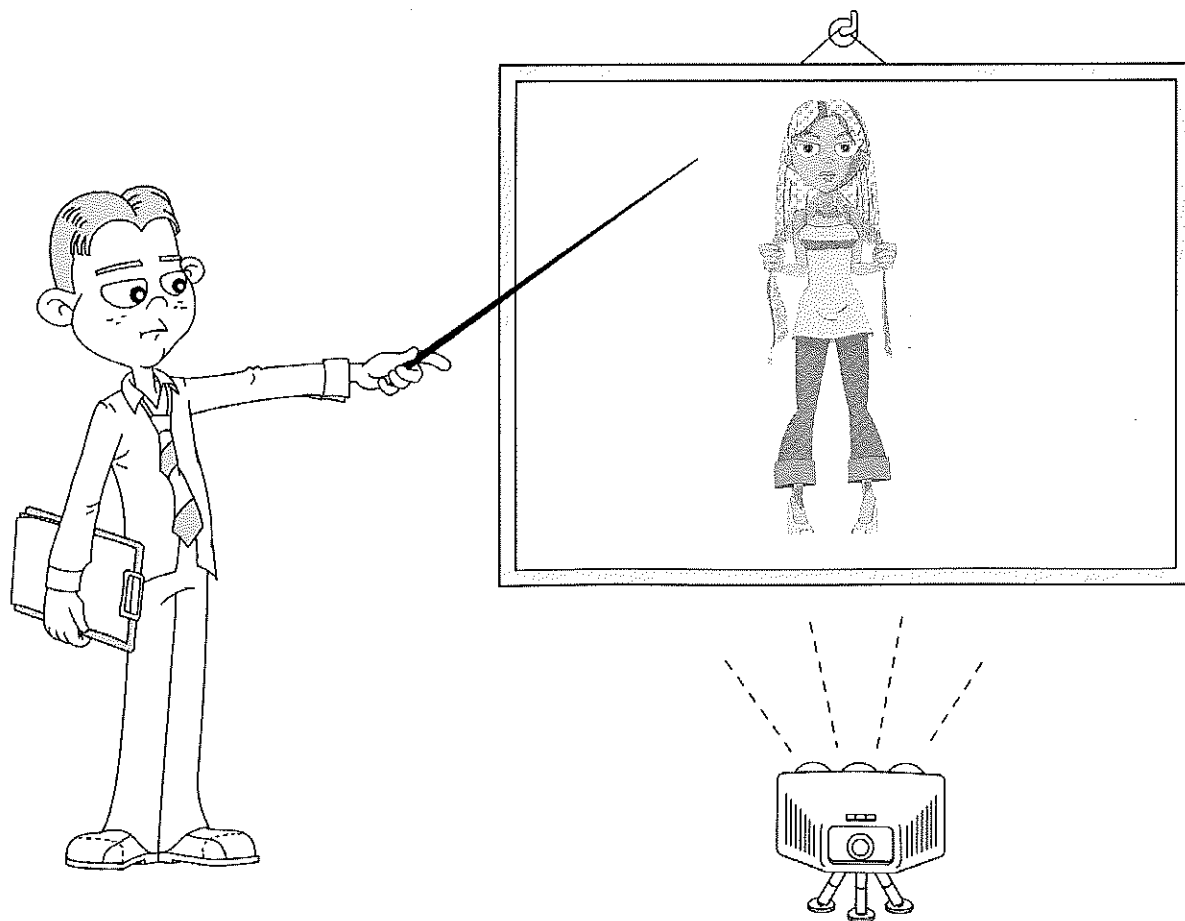
Choose a well-known French fashion designer and find information about him/her. You can look through magazines or on the Internet. Here are some starting points for your research:

<http://www.lamodefrancaise.org/fr/index.html>

<http://www.modeaparis.com/vf/couturiers/>

http://en.wikipedia.org/wiki/Category:French_fashion_designers

- Choose four pictures of outfits from his/her collection.
- Create a presentation displaying these outfits and other information about the designer. This can be in the form of:
 - an electronic slideshow
 - an article for an imaginary fashion magazine
 - a class talk
 - a poster
- The presentation should provide the following information:
 - What is the designer's name?
 - Describe the overall style he/she likes to create.
 - Is this designer known in Australia? How can you tell?
 - For each outfit, write a description in French of the clothes.



8. Les grands couturiers français

Languages Online: French, Section 31

► Instructions


Choose a well-known French fashion designer and find information about him/her. You can look through magazines or on the Internet. Here are some starting points for your research:

<http://www.lamodefrancaise.org/fr/index.html>

<http://www.modeaparis.com/vf/couturiers/>

http://en.wikipedia.org/wiki/Category:French_fashion_designers

- Choose four pictures of outfits from his/her collection.
- Create a presentation displaying these outfits and other information about the designer. This can be in the form of:
 - an electronic slideshow
 - an article for an imaginary fashion magazine
 - a class talk
 - a poster
- The presentation should provide the following information:
 - What is the designer's name?
 - Describe the overall style he/she likes to create.
 - Is this designer known in Australia? How can you tell?
 - For each outfit, write a description in French of the clothes.



7. Le défilé de mode

Languages Online: French, Section 31

► Instructions


Organise a class fashion parade. Each student can take part by modelling an outfit and by describing a classmate's outfit as it is modelled.

Before the parade:

- Plan an outfit to model in the fashion parade. It Can be fashionable or fancy, themed or just plain weird.
- Write a description of this outfit. Here are some words to help you.
- Give your description to a partner, who will rehearse it and say it while you model your outfit.
- Practise saying the description of your partner's outfit.

During the parade:

- Introduce your partner and describe his/her clothes as he/she models them.
- When it's your turn on the catwalk, your partner introduces you and describes your clothes.



Je vous présente Sophie qui porte une jupe longue. Quelle belle couleur la chemise verte. Sophie porte une ceinture blanche et large. Ses bottes de cow-boy sont très branchées. Un look parfait!